




DETAILS NOT TO SCALE

### RUMBLE STRIPS (INTERSECTION)

POSTED SPEED	DISTANCE "A" FROM INTERSECTION
≤35	100'
40	125'
45	175'
50	250'
55	325'
60	400'
65	475'
70	550'
75	650'

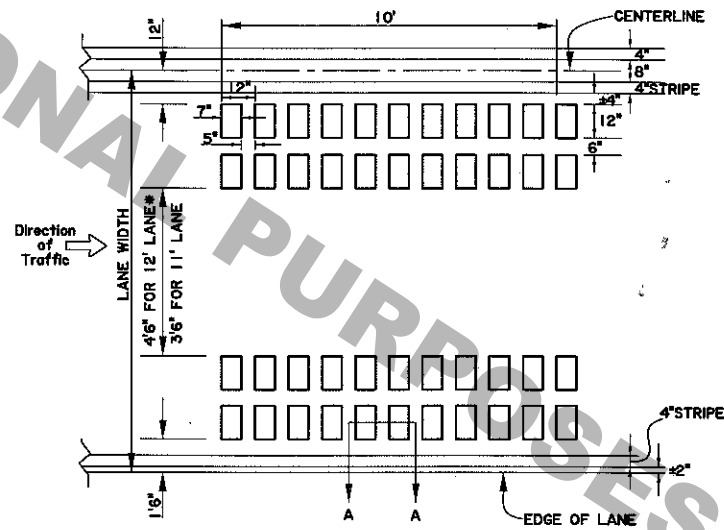


**GENERAL NOTES:**

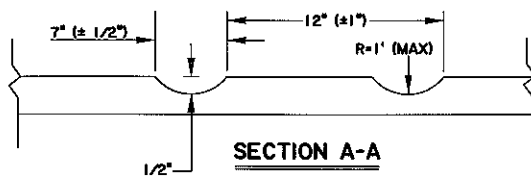
- Rumble Strips (Intersection) are also referred to as transverse or in-lane rumble strips.
- Transverse rumble strips are primarily intended to call attention to conditions or situations in the roadway that might not be readily apparent. These types of rumble strips are intended to give a vibratory and auditory warning for special geometric conditions; however, consideration should be given to noise levels when transverse rumble strips are installed near residential areas, schools, churches, etc.
- Transverse rumble strips are not designed to physically decrease the speed of a vehicle.
- The use of transverse rumble strips should not be widespread or used indiscriminately. Transverse rumble strips should be used only after traditional warning devices have been used, such as warning signs, pavement markings or flashing beacons.
- Transverse rumble strips should only be used at high incident and special geometric locations. These special geometric locations may include: approaches to rural, high speed signalized or stop-controlled intersections with sight restrictions and/or high crash rates, approaches to unexpected urban intersections, approaches to newly installed signalized or stop-controlled intersections, approaches to toll plazas, approaches horizontal curves with low advisory speeds, and approaches to railroad grade crossings.
- The use of the "Rumble Strips Ahead" sign may be used in advance of transverse rumble strips, based on engineering judgement. This sign is typically not necessary for rumble strip installations built to the guidelines on this standard sheet; however, when route is used extensively by bicyclists, this sign should be considered.

**TYPICAL INSTALLATION**


(AT APPROACH TO STOP CONTROLLED INTERSECTIONS)



**PLAN VIEW  
RUMBLE STRIP CLUSTER**



**SECTION A-A**



**RUMBLE STRIPS  
(INTERSECTION)**

ROAD DESIGN SPECIAL DETAIL



NO.	DATE	REVISION OR CHANGE ORDER DESCRIPTION	BY

DESIGNED	JSD	PARISH	
CHECKED	SAA	CONTROL SECTION	
DETAILED	TDL	STATE PROJECT	
CHECKED	SAA		
SERIES NUMBER	2/17/17 1 OF 1		

SHEET NUMBER